

Opportunities in Indian Smart City – Mobility, Clean Energy and Smart Grids Sector



AGENDA

- **SMART CITIES- OVERVIEW**
- **SMART CITIES- MOBILITY**
- **SMART CITIES- CLEAN ENERGY & SMART GRIDS**

Smart Cities- Overview

Snapshot- Smart Cities

Total Winning Proposals
100

Total Urban Population Impacted
99,630,069

Total Cost of Projects
USD 30 billion

Total Area Based Development Cost
USD 23 billion

Total Pan City Solution Cost
USD 5.5 billion

Snapshot- Smart Solutions

Energy Management

Smart Meters
Renewable Energy
Green Buildings



Urban Mobility



Smart Parking
Intelligent Traffic Management
Integrated Multi Modal Transport

Smart Solutions

Waste Management

Waste to Energy & Fuel
Waste to Compost
Treatment of Waste Water



Water Management

Smart Meters
Leakage Identification
Water Quality Monitoring





SMART CITIES- MOBILITY

Smart Cities- Mobility

Pedestrian and Cycling Facilities




8,000+ Kms of footpath and cycle tracks across 103 cities



73,000+ public cycles across 58 cities

Public Transport Facilities




1,000+ kms of BRT network across 28 cities



Real time PIS, AVLS, cashless ticketing across 103 cities




550 depots across 103 cities



20,000 para transit and 6,000 buses electric across 103 cities

UT Financing and Institutional Strengthening

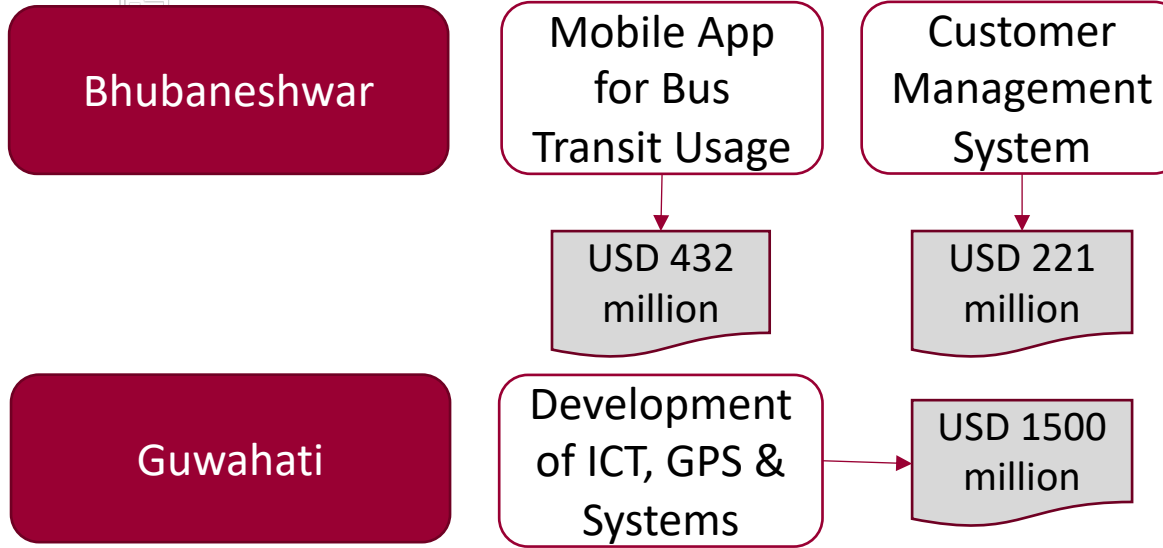


Setting up of UMTA across 53 cities

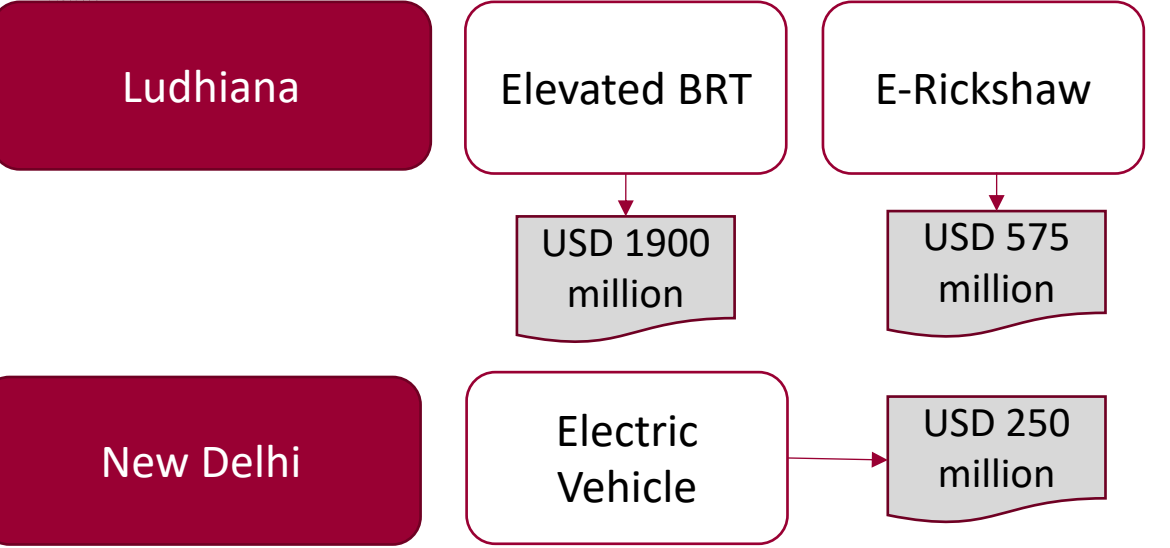


Permanent funding for UT financing and O&M


Smart Cities Mobility Market Opportunity- East India



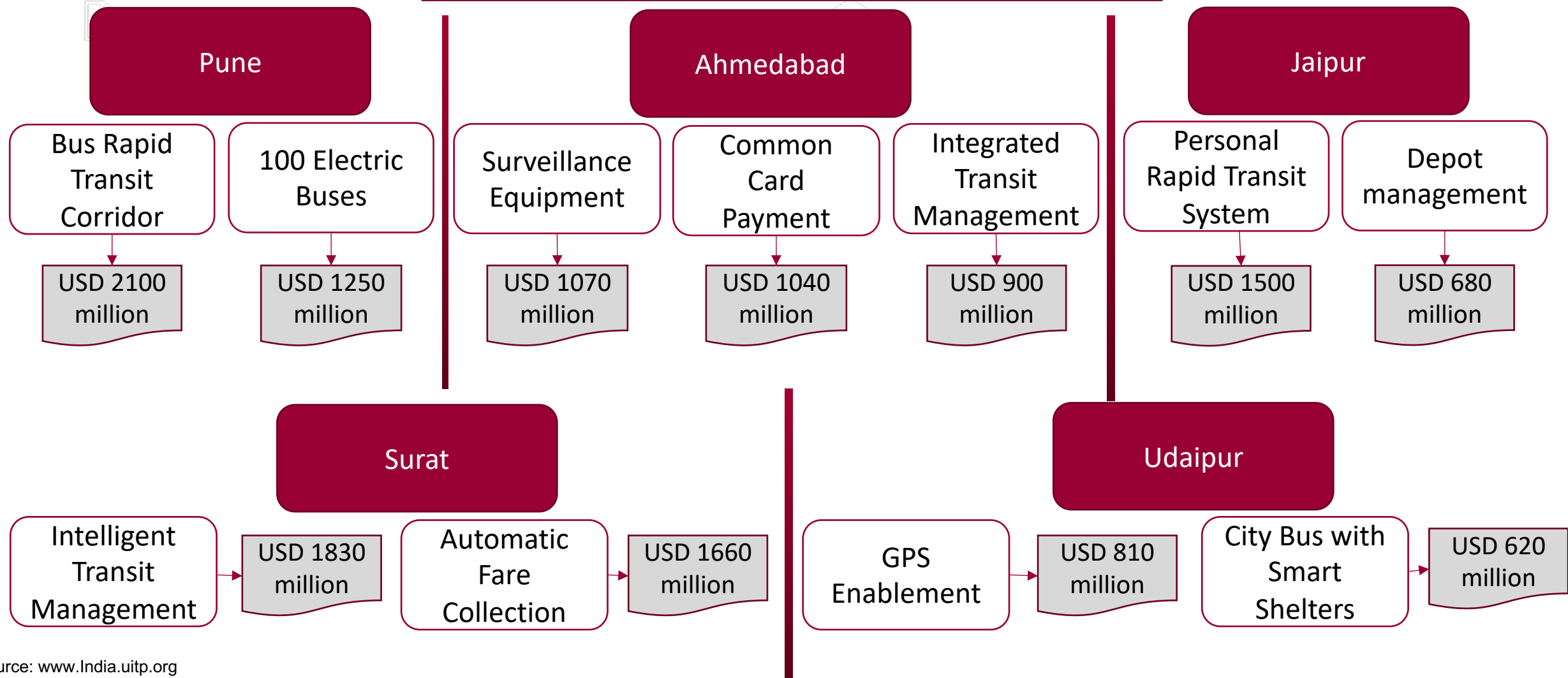
Smart Cities Mobility Market Opportunity- North India



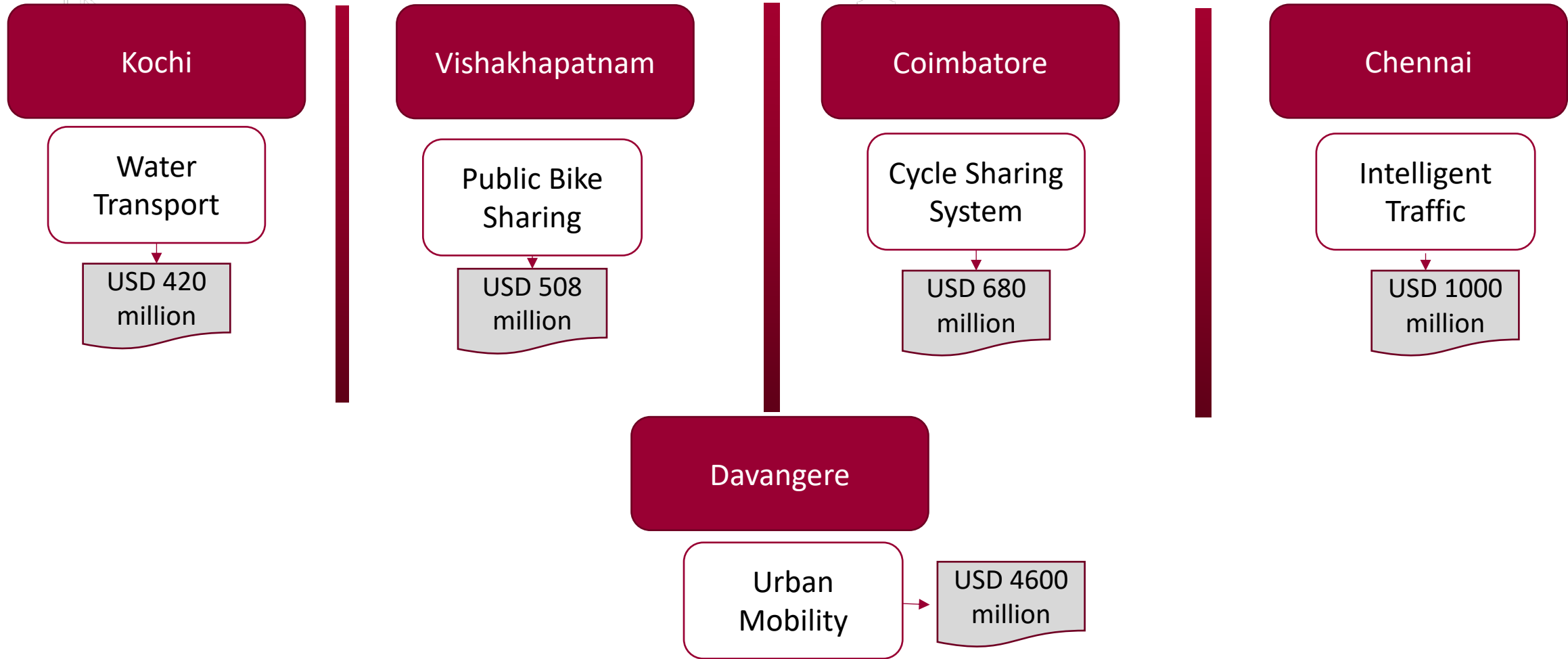
Smart Cities Mobility Market Opportunity- Central India



Smart Cities Mobility Market Opportunity- West India



Smart Cities Mobility Market Opportunity- South India



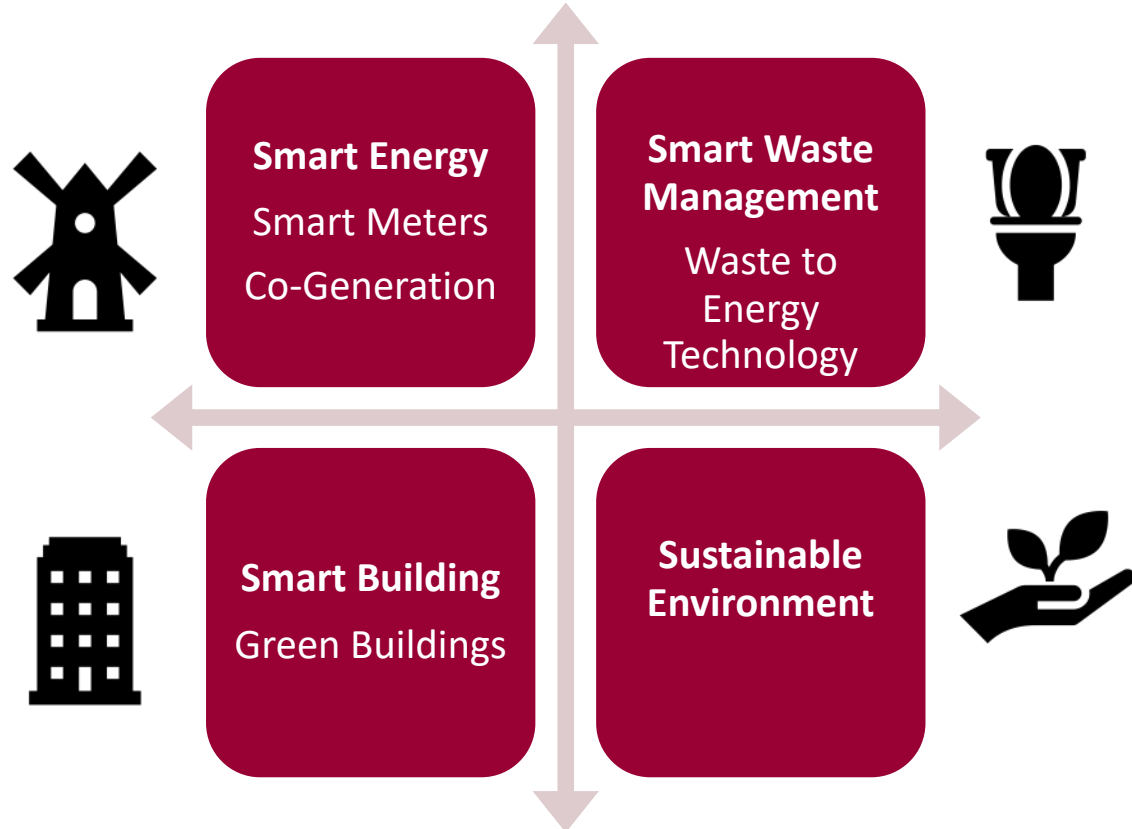


SMART CITIES- CLEAN ENERGY & SMART GRIDS

Smart Cities- Clean Energy

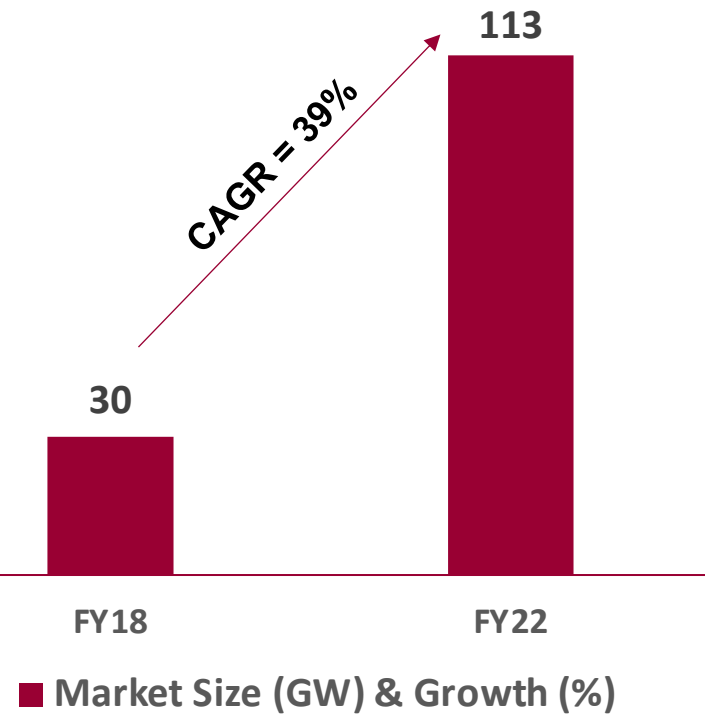


Smart City Guidelines mandates 10% of the Smart City's Energy Requirement by Solar



Market Analysis- Clean Energy- Solar

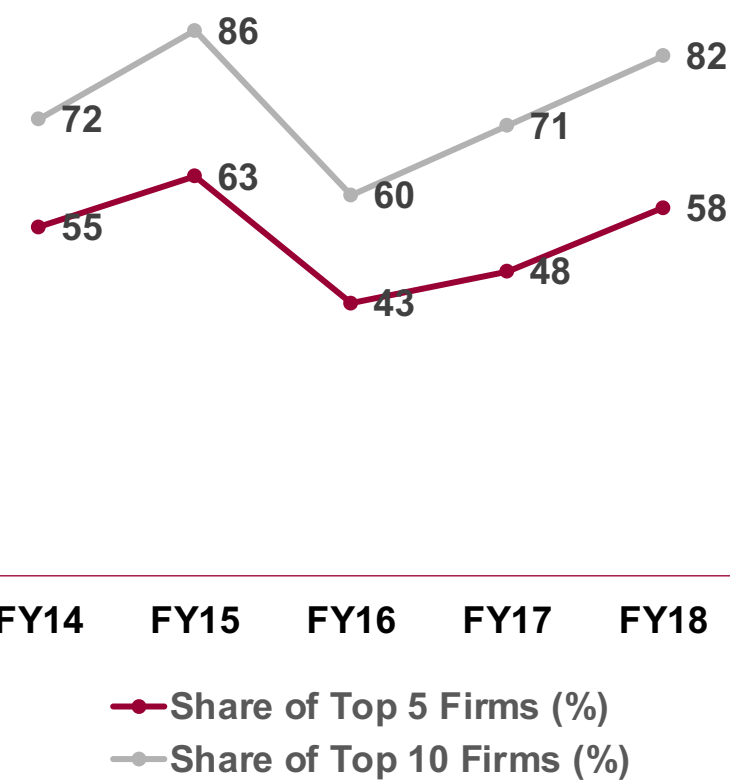
 Market Size & Growth



 Market Players (Top 10)

Companies	Capacity (MW)
Acme Solar	2300
Adani Group	1970
Greenko Energy	1916
Azure Power	1591
Tata Power	1388
Renew Power	1241
NTPC	870
Avaada Power	680
Hero Future	553
NLC	440

 Market Concentration

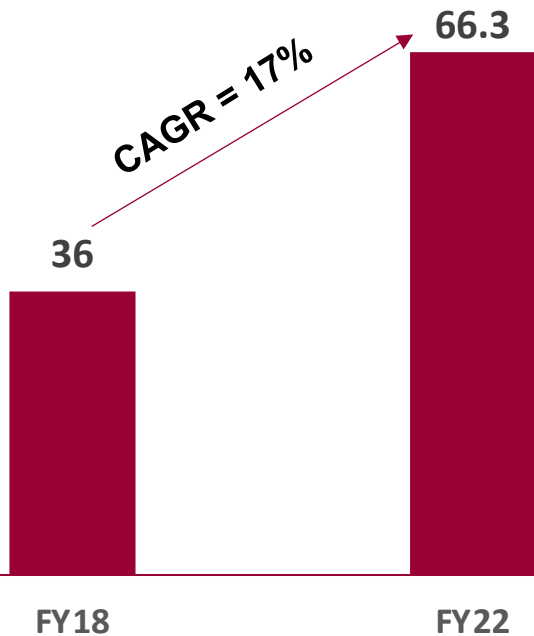


Market Analysis- Clean Energy- Wind

Market Size & Growth



Market Size & Growth



■ Market Size (GW) & Growth (%)

Market Players (Top 10)



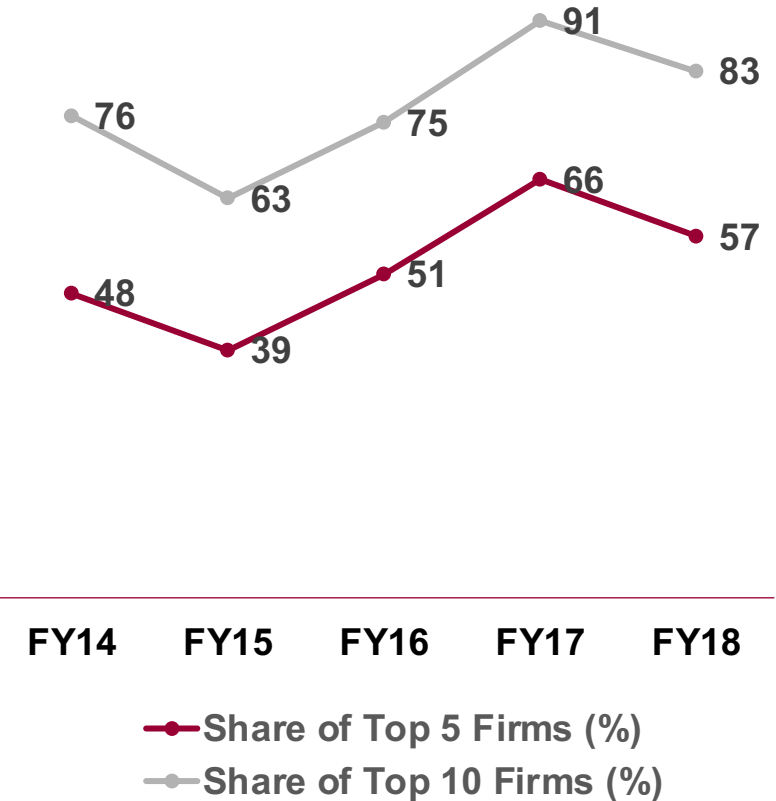
Market Players (Top 10)

Companies	Capacity (MW)
Renew Power	2637
Greenko Energy	2156
Sembcorp	1365
Tata Power	1161
Mytrah Energy	1000
CLP	994
Hero Future	576
Continuum Energy	552
Inox Wind	500
Torrent Power	311

Market Concentration



Market Concentration





Market Opportunity- Solar

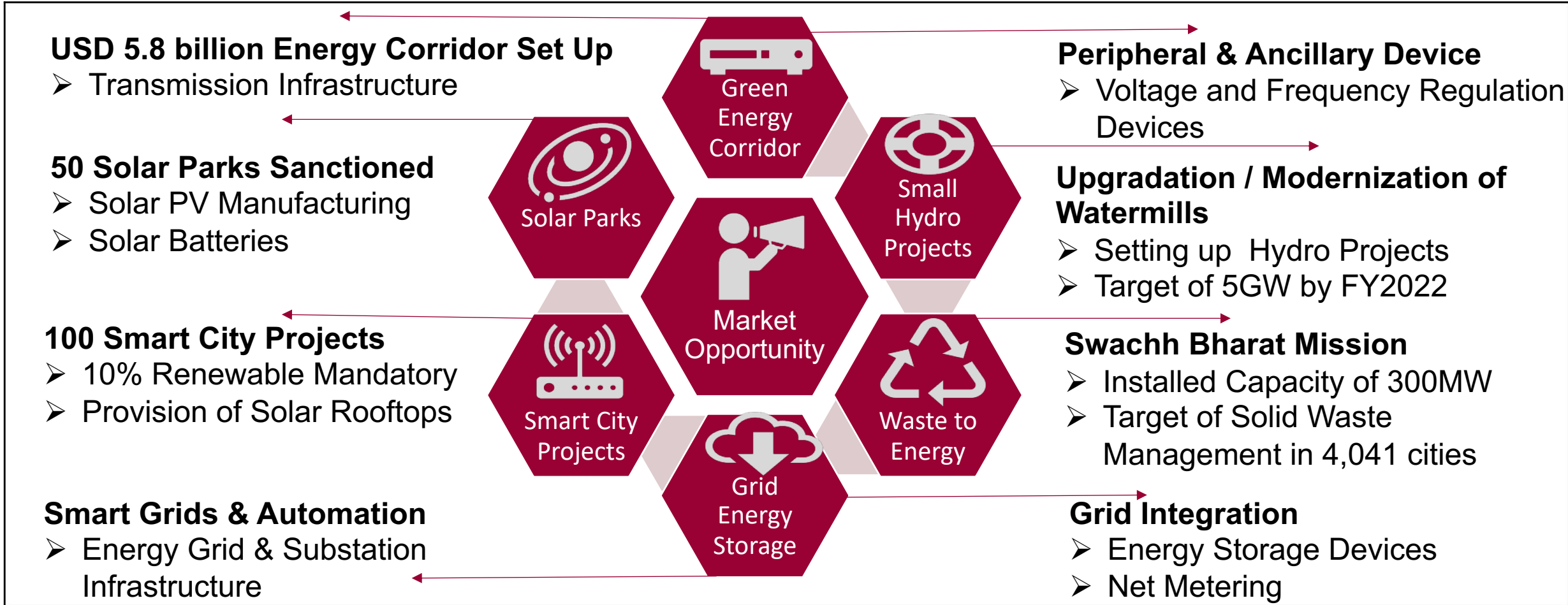


Market Opportunity- Solar

Project	Cost	Location	Mode/ Stage
➤ 6GW Solar Power	USD 3.69 billion	Delhi	PPP-Built Own Operate/ Planning
➤ 7500MW Solar PV Project	USD 2.11 billion	Jammu & Kashmir	Under Implementation
➤ 3GW Solar PV Project	USD 1.94 billion	Delhi	PPP-Built Own Operate
➤ 1000MW Solar Plant	USD 1.27 billion	Assam	PPP- Annuity/ Planning

Project	Cost	Location	Mode/ Stage
➤ Wind Power Project	USD 21.56 million	Gujarat	EPC/ Planning Stage
➤ Wind Power Project	USD 21.1 million	Tamil Nadu	EPC/ Planning Stage
➤ Wind Power Project	USD 7.88 million	Kerala	EPC/ Planning Stage
➤ Wind Power Project	USD 2.81 million	Tamil Nadu	EPC/ Planning Stage

Market Opportunity- Clean Energy & Smart Grid



Thank You



T&A Consulting

416-418 04th Floor, Emaar Digital Greens

Golf Course Extension Road, Sector 61, Gurgaon 122001, India

Tel: +91-124-4314960

www.insideindiatrade.com

contact@insideindiatrade.com

Follow us on Social Media

